


OAKLAND CUSD #5

KINDERGARTEN
APRIL 13-17, 2020

KARI FREY



Kindergarten-Miss Frey (kari.frey@oakland5.org)

Week of April 13th-17th

Office Hours:
 Monday: 8-10am
 Tuesday: 10-12pm
 Wednesday: 12-2pm
 Thursday: 2-4pm

<i>Subject</i>	Choice 1	Choice 2	Choice 3
<i>Math</i>	Drops worksheet #12	Family story problem picture (addition)	Subtraction ws
<i>Reading</i>	Read and sequence ws 2	Number word reading	Read a book of your choice and draw a picture of the setting of your story
<i>Writing</i>	Handwriting practice on capital letters	Picture and sentence writing practice	CVC word building writing
<i>Phonics</i>	Beginning sound worksheet	Secret word worksheet	Word family ladder worksheet
<i>Free Choice</i>	sight word cut and paste worksheet	Answer the questions about butterflies	Complete a picture of a chrysalis

Hello families! This is the kindergarten remote learning packet for the week of April 13th-17th. Every activity has directions on each page but you can always call or email me if you have any questions. Every week, a new packet of remote lessons will be sent home on Monday. The previous week's packet will need to be returned (emailed or dropped off at school) on Monday as well. I have office hours listed at the top of this sheet if you need to reach me. Your child will need to choose one choice to work on each day (one activity each day). I will then give your child feedback on how they did when it is completed.

*To login to see our scholastic magazines please go to scholastic.com/lfo and click login and then student login, the classroom password is: lakecrestkinder2020

DROPS IN THE BUCKET


MATH LEVEL R

NUMBER 12

© 2000 MARY JO HAND

FOLLOW DIRECTIONS - COUNT

× 5
○ 4



SEQUENCES



0

1

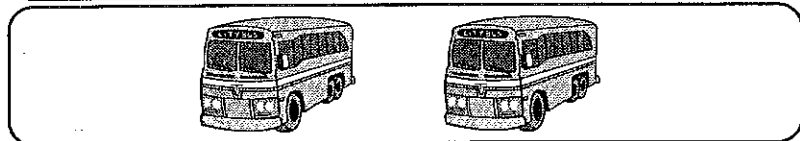
—

3

4

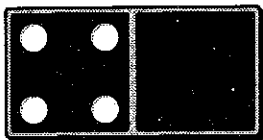
5

COUNT & MATCH SETS TO NUMERALS




- 5
- 4
- 3
- 2
- 1
- 0

ADD & SUBTRACT



$4 + 0 = \underline{\quad}$



$3 - 2 = \underline{\quad}$

LOGICAL ORDER: CUT AND PASTE THE PICTURES IN A LOGICAL ORDER. SOMETIMES MORE THAN ONE LOGICAL ORDER IS POSSIBLE AND CORRECT!

Scissors icon


Frey-Kindergarten

Math Choice 2

Wk: Arp 13-17

Name: _____

Directions: Draw a picture of your family and fill in the answers to your story problem!




My family has ___ girls and ___ boys.

$$\underline{\quad} + \underline{\quad} = \underline{\quad}$$


There are ___ people in my family!

Name: _____


Cross out the bears to match the number sentences.




$$6 - 1 = 5$$




$$7 - 2 = 5$$




$$6 - 4 = 2$$



$$7 - 3 = 4$$



$$8 - 1 = 7$$



$$8 - 2 = 6$$

Read & Sequence

Read the story. Then cut out and glue the pictures in order.

The Pond


This is the pond.


The swan is in the pond.


The duck is in the pond.

The frog is in the pond, too.




WORD BANK:

duck 

swan 

frog 

1	2	3	4
---	---	---	---



Read it! Find it! Color it! Number Words

Name: _____

Read each number word in the box. Find the number word down below. Color the number word.

one=red two=orange three=yellow
four=green five=blue

one three five

two four one

three five two

four one three

five two four

Miss Frey-Kindergarten (Reading)


Wk: Apr 13-17

Choice 3

Name: _____

Story you read:

Draw a picture of the setting of your story (where your story took place the most):


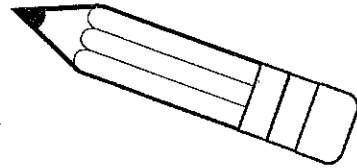


Capital Letters

A	B	C	D	E	F	G
H	I	J	K	L	M	N
O	P	Q	R	S	T	U
V	W	X	Y	Z	Name	

Name _____

Write about it!



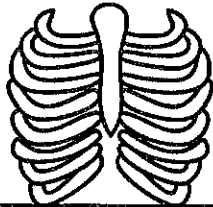
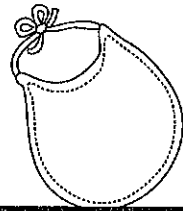
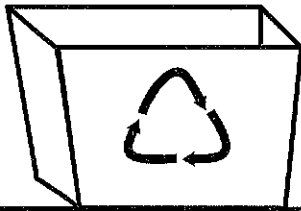


©2016 Della Larsens Class

Color the picture, then write a sentence to go with it.

Name _____

Frey-K
Wk: Apr 13-17
Writing Choice 3


Word Ladder



rib


START






Name _____

Color and write the correct letter that has the beginning sound of each word.



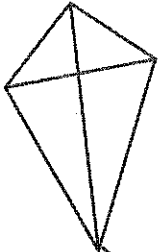
_____ain

(r) (k) (j)




_____loud

(e) (c) (m)




_____ite

(k) (e) (x)




_____lower

(w) (s) (f)



_____un

(e) (l) (s)




_____ird

(v) (a) (b)




Name _____

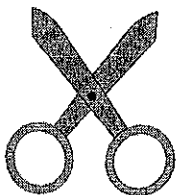
Frey-K WK: Apr 13-17
Phonics choice 2

Secret Word



Directions: Build each word. Use the letters you have left over to figure out the secret word.

Picture	Build	Write
	<div style="display: flex; justify-content: space-around;"><div style="border: 1px solid black; width: 40px; height: 40px;"></div><div style="border: 1px solid black; width: 40px; height: 40px;"></div><div style="border: 1px solid black; width: 40px; height: 40px;"></div></div>	
	<div style="display: flex; justify-content: space-around;"><div style="border: 1px solid black; width: 40px; height: 40px;"></div><div style="border: 1px solid black; width: 40px; height: 40px;"></div><div style="border: 1px solid black; width: 40px; height: 40px;"></div></div>	
	<div style="display: flex; justify-content: space-around;"><div style="border: 1px solid black; width: 40px; height: 40px;"></div><div style="border: 1px solid black; width: 40px; height: 40px;"></div><div style="border: 1px solid black; width: 40px; height: 40px;"></div></div>	
	<div style="display: flex; justify-content: space-around;"><div style="border: 1px solid black; width: 40px; height: 40px;"></div><div style="border: 1px solid black; width: 40px; height: 40px;"></div><div style="border: 1px solid black; width: 40px; height: 40px;"></div></div>	



a t c b t h
a t t m a a




Name _____

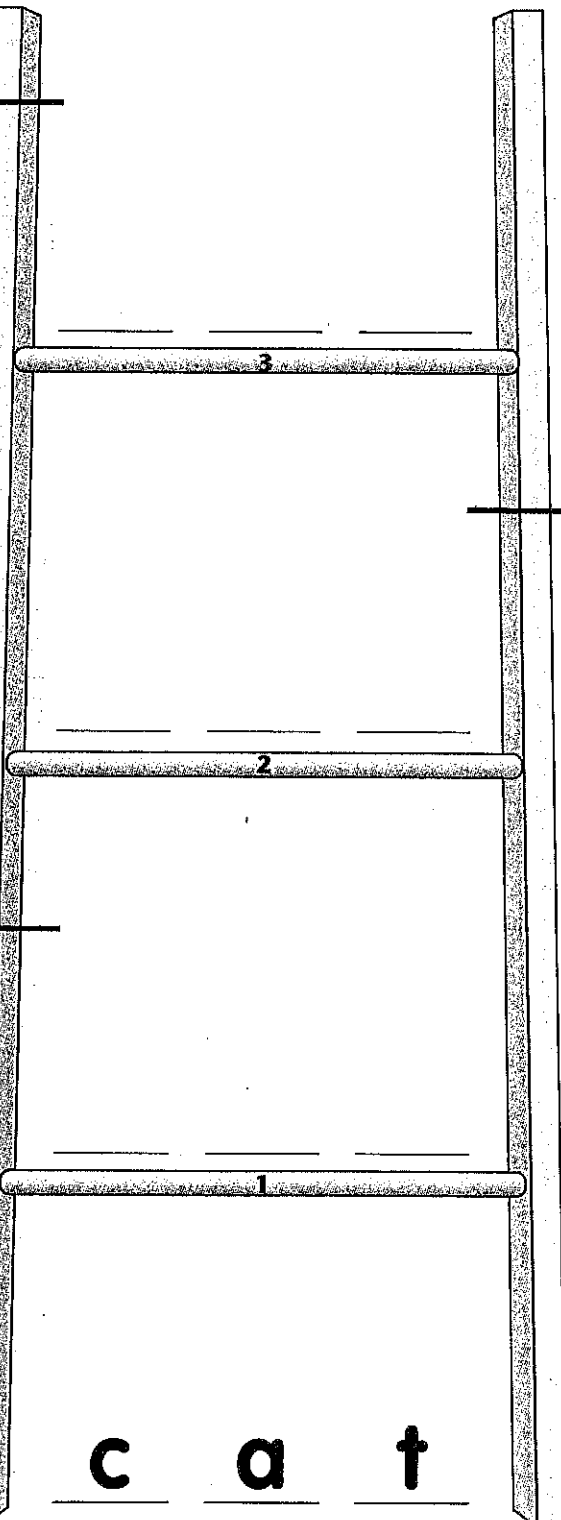
Read the clues. Then write the words.
Start at the bottom and climb to the top.



Run, Cat, Run!




This is used to hit a baseball.
Change the first letter.



A small rug
Change the first letter.

"The puppy _____
on my lap."
Change the first letter.

c a t



Name _____

Trace the words in the boxes. Cut and paste the correct pronoun in each box.

A line drawing of a boy in a t-shirt and shorts. To his right is a square box with the text "paste here" inside.

A line drawing of a girl in a dress with pigtails. To her right is a square box with the text "paste here" inside.

A line drawing of two girls in dresses. To their right is a square box with the text "paste here" inside.

A line drawing of a tractor. To its right is a square box with the text "paste here" inside.



she

it

he

they



Frey-Kindergarten

Free Choice-Choice 2

Wk: Apr 13-17

Name: _____

Show what you know!


Directions: Answer the questions about butterflies! Use your scholastic magazine to help you!
(You can view our scholastic magazine online if needed, follow the steps on the cover page of our packet to get to our scholastic magazine online)

1. What hatches from a butterfly egg?

A caterpillar



A butterfly



2. Can a caterpillar fly before it turns into a butterfly?

Yes

No

3. Do all butterflies look the same?

Yes

No

4. Draw your own butterfly!

Frey-Kindergarten

Free Choice-Choice 3


Wk: Apr 13-17

Name: _____

Tricky word time!

A "chrysalis" is what a caterpillar turns into before it becomes a beautiful butterfly! You can usually find a chrysalis hanging from a leaf or branch. It can be different green or brown colors depending how long it has been a chrysalis!

Draw a picture of a chrysalis that you mind find outside somewhere.



Let's Find Out[®]

My Weekly Reader[®]


A Caterpillar Grows Up



Can you finish the rhyme?
This caterpillar crawls.
It slowly inches by.
But soon it will grow up and change—
into a _____.

My name _____

From Egg to



Egg

A caterpillar starts in an egg. Do you think it can fly yet? **Yes** **No**



Caterpillar

The caterpillar hatches from the egg. Do you think it can fly yet? **Yes** **No**


Do All Butterflies Look the Same?

No! Butterflies can be many colors and patterns.

Which is your favorite?



white admiral



red lacewing



Ado

o Butterfly




Chrysalis

The caterpillar turns into a chrysalis. Do you think it can fly yet? **Yes** **No**




Butterfly


A butterfly comes out. It has wings. Do you think it can fly yet? **YES!**



banded orange tiger



this blue



green birdwing

Move and Learn
Can you fly like a butterfly?



Week of April 13-17, 2020

K-1 PE

Coach Kappy

Please pick 3 out of the 5 activities to do for the week. Please email me a picture of your child completing the activities and the dates or email me a description of the activities. You or your child may also write a few sentences about the activity and submit to the homework box located in the Lake Crest foyer.

Please email me at jenny.kapraun-veach@oakland5.org or call the school and leave a message, and I will give you a call as soon as I can.

Class	Choice 1	Choice 2	Choice 3	Choice 4	Choice 5
Kindergarten/ 1st Grade	10 Toe Touches 15 Jumping Jacks 10 Forward & Backward Line Hops 10 Side to Side Line Hops	Have a Dance Marathon	Go on a walk with your family or with a parent for 15-20 minutes	Help your parents with yard work	Run 3 times around your house (outside) or run 3 times around your yard


Week of April 6-17, 2020
Kindergarten Grade Art
Mrs. Sweeney

Please pick 1 out of the 3 activities to complete every other week. Please email me a picture of your child completing the activities or submit the activity to the homework box located in the Lake Crest foyer. Some of the art projects require supplies. Please feel free to improvise if you do not have the required supplies, or reach out to me or the office and we will work together to get you what we need. Some basic supplies will be available for pick-up in the Lake Crest foyer.

Please email me at jill.sweeney@oakland5.org or call the school and leave a message, and I will give you a call as soon as I can.

Class	Choice 1	Choice 2	Choice 3
Kindergarten	Frog Draw-a-Long	Helping Hands Drawing	Found Object Puppet

10 MINUTES OF QUALITY TIME







K/Art/Sweeney

Materials: Paper

crayons

Frog



1. Draw circles for eyes and dots in the middle.
2. Draw a big half circle for the face with the straight line at the top.
3. Add 2 dots for the nose and a curved line for the mouth.
4. Add curved lines for front legs.
5. Draw a curved line between the front legs for the belly.
6. Add back legs and toes.
7. Put the frog in a pond on a lily pad or on a log.
8. Color.

Materials: paper

Crayons or markers

Watch on youtube.com "Just Helping My Dad" by Mercer Mayer

Paper should be landscape.

Trace Left Hand on left side of the paper and Right Hand on right side leaving a large opening for a drawing.


Draw what you do to help someone.

Write at the top of the paper----- These hands help (what you are doing in the picture).



Good! Sweeney

Found Object Puppets



Kindergarten/Art/Sweeney

April 6-17

Materials: pop sickle stick or straw, something to glue the puppet to

Small piece of cardboard, cereal box, or any heavy paper, any shape,

Glue

Scissors

Crayons

Additional decorations, yarn, fabric, buttons...

Watch on youtube.com "My Best Friend is as Sharp as a Pencil"

Cut out a shape from a piece of cardboard. Create a face with crayon or any additions you may have.

You may add hair, arms etc... Glue together.

Create more to have a puppet show.

Weeks of April 6-17, 2020

April Lee

Hello, Parents! I miss making music with your young ones, but with these activity sheets come my warmest wishes, best virtual hugs, and hopes for a brighter tomorrow! With the holiday coming up and the warmer weather, I think we're well on our way!

Students will need scissors and glue (or tape) to complete their choice of the activities below. If those supplies are not available, they may sketch the pictures, or draw arrows, or copy the words.

Their work is due April 17th. Why two weeks? Because one week they should do Art and the other Music. But if they have work done they wish to return with their other school work on April 13, that's great!



My "office hours" are from 10:00 a.m. to noon on Mondays, Wednesdays, & Thursdays, but you can email me anytime with questions or concerns at april.lee@oakland5.org.

Class	Choice 1	Choice 2	Choice 3 (Enrichment)
Kindergarten Music	Quiet/Loud Worksheet	Body Percussion Worksheet Kindergarten	Easter Rhythms

NAME _____ Class (circle one) K 1st 2nd 3rd

Cut out the pictures below and glue or tape them in the spot above that tells if the picture is something quiet or something loud.

Dynamics: What's *p* & *f*

 <i>p</i> PIANO MEANS QUIET	 <i>f</i> FORTE MEANS LOUD

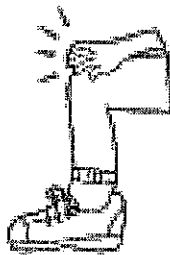


Name: _____

Directions: Draw a line from the picture to the matching word.




stomp



pat



clap



stomp

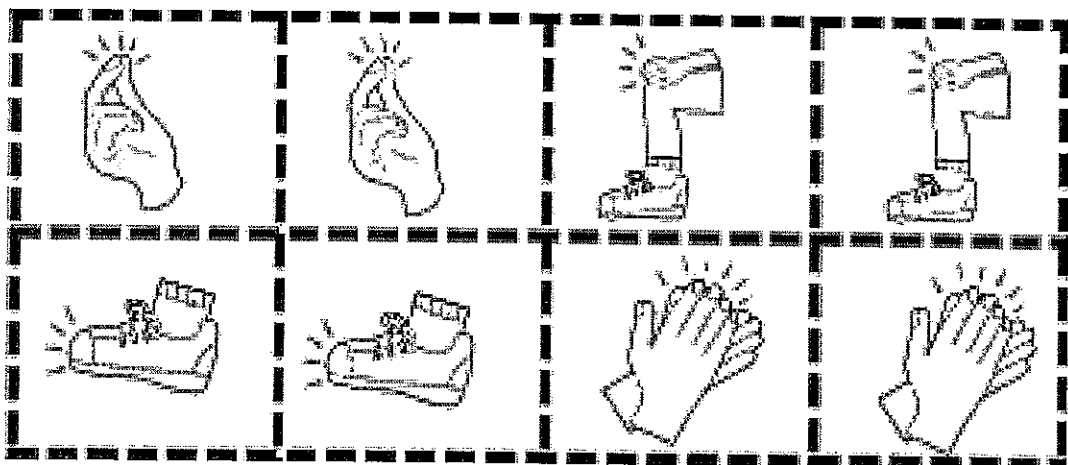


Name: _____

Directions: Cut out the body percussion pictures at the bottom of the page. Glue them to the boxes below to create your own body percussion song. Perform your new song.


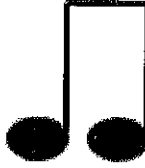
My Body Percussion Song

Copyright 2024 Tracy King. All rights reserved.

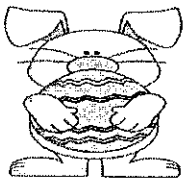





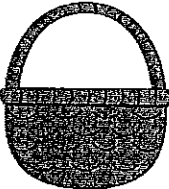



Easter Rhythms

Name: _____

 <p>Quarter Note: ONE sound on one beat We say "Ta"</p>	 <p>Eighth Note Pair: Two sounds on one beat We Say "TiTi"</p>

Directions: Cut out the Easter pictures. Clap and say the names. If it is a one-clap word, glue it in the quarter note box. If it is a two-clap, glue it in the eighth note pair box.

 <p>Bunny</p>	 <p>Lamb</p>	 <p>Carrot</p>	 <p>Lily</p>
 <p>Chick</p>	 <p>Egg</p>	 <p>Basket</p>	 <p>Egg Hunt</p>